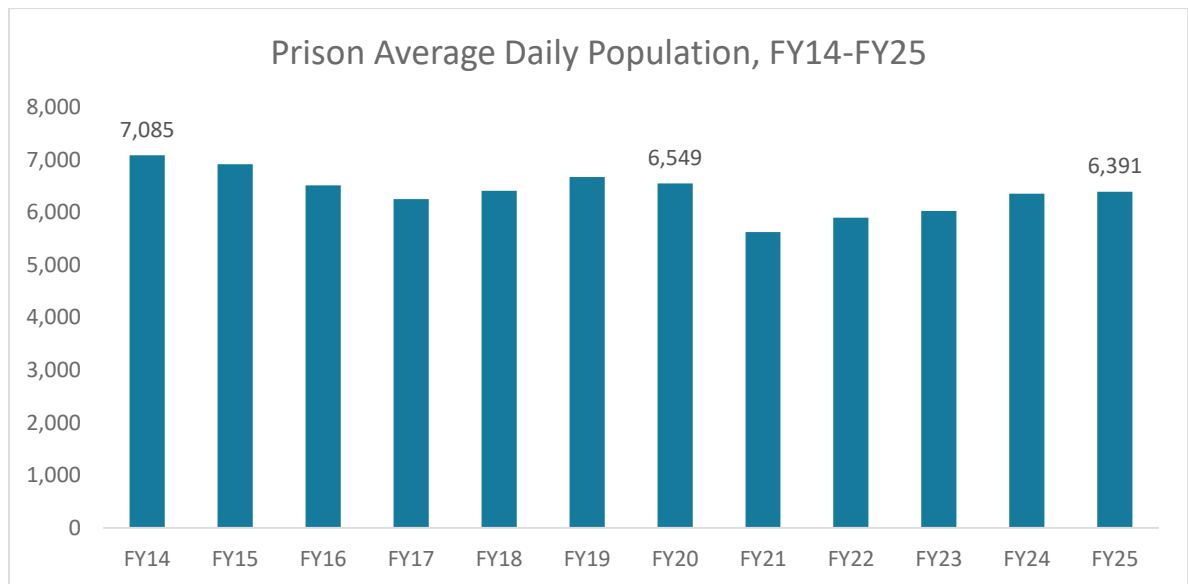


## Utah’s Smart on Crime Policies by the Numbers 2025

### Smart on Crime Legislation – Prison Population by the Numbers

#### What is happening with Utah’s prison population?

- Utah’s prison population **decreased by 10%** between FY2014 and FY2025.<sup>1</sup>
- Prison beds are **now more focused on violent offenders** than they used to be. Between FY2015 and FY2025, the percentage of the population serving time for a nonviolent offense declined from 41% to 28%, while the number of people admitted to prison for a violent offense **increased by 36%**.<sup>2</sup>



#### Have Utah’s Smart on Crime policies resulted in taxpayer savings?

- **Yes.** By reducing the number of individuals in prison for nonviolent possession offenses, Utah’s Smart on Crime policies led to an annual estimated savings of about \$2.1 million in corrections costs in 2025.<sup>3</sup>

<sup>1</sup> Utah Commission on Criminal Justice & Juvenile Justice (CCJJ), Justice Reinvestment Initiative (JRI) Update, Annual Report, 2025.

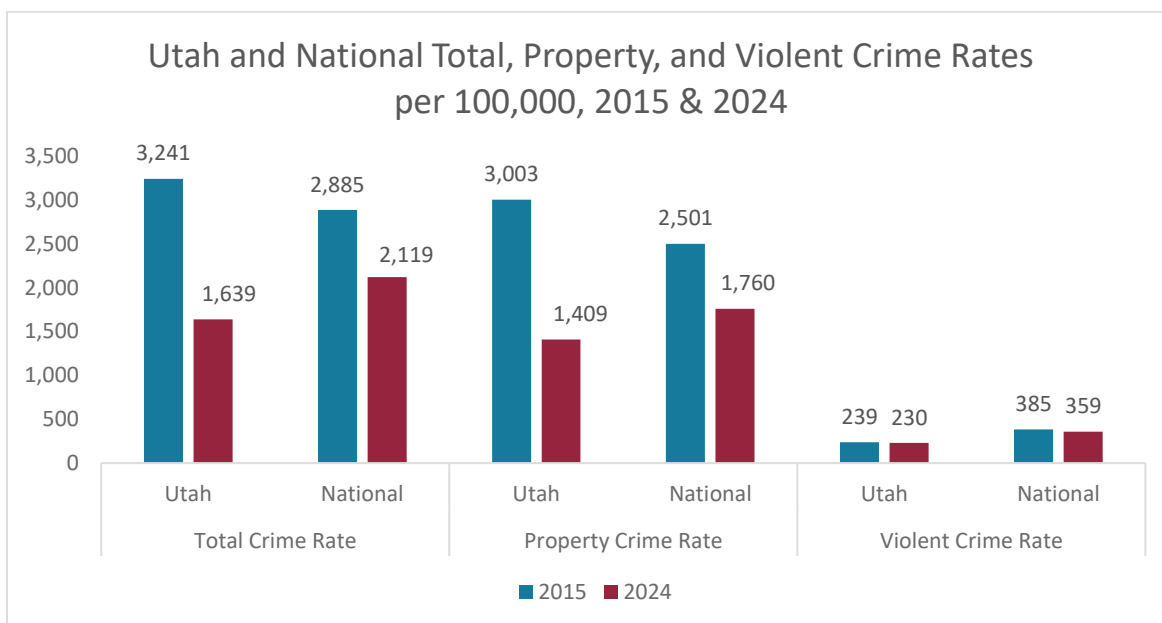
<sup>2</sup> Ibid.

<sup>3</sup> Estimates were made by CJI using the actual daily prison bed rate (taken from the Utah Department of Corrections Prison Capacity Presentation) and the CCJJ 2025 JRI Update Annual Report.

## Smart on Crime Legislation – Public Safety by the Numbers

### Has crime decreased since the Smart on Crime Policies were enacted?<sup>4</sup>

- **Yes.** Utah’s total **crime rate decreased by 49%** from 2015 to 2024, outpacing the national decrease of 27%.
- Utah’s **violent crime rate decreased by 4%** from 2015 to 2024, mirroring national crime trends.
- From 2015 to 2024, Utah’s **property crime rate decreased by 53%** compared to the national decrease of 30%.



### Are people succeeding on parole and probation at higher rates since Utah adopted Smart on Crime policies?

- **Yes.** Successful probation discharges increased from 54% in FY2015 to 68% in FY2025.
- Successful parole discharge rates have remained largely stable but have increased slightly from about 28% in FY2015 to 33% in FY2025.
- Since 2019, successful parole discharges have had a higher sustained rate of success than any period previously, including three years at or above 30% for the first time (FY2020, FY2024, and FY2025).<sup>5</sup>

<sup>4</sup> Federal Bureau of Investigation, Crime Data Explorer.

<sup>5</sup> CCJJ, JRI Update, Annual Report, 2025.

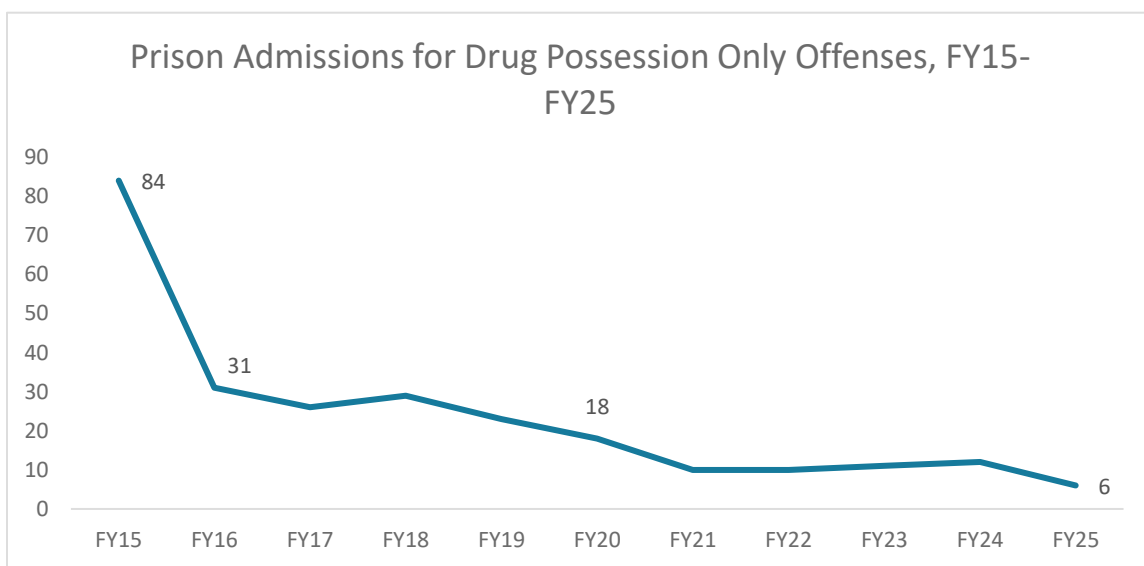
## Smart on Crime Legislation – Drug Cases and Treatment

### Are more people receiving residential and detox treatment for Substance Use Disorder (SUD) since Utah adopted Smart on Crime policies?

- **Yes.** Since 2015, state-funded residential treatment stays for SUD have **increased by 34%**. Detox treatment service stays have **increased by 64%**.<sup>6</sup>

### Have prison admissions for drug possession decreased since Utah adopted Smart on Crime policies?

- **Yes.** Since 2015, prison admissions when drug possession is the most serious offense have **declined by 93%**, as nonviolent offenders are diverted away from prison and toward treatment to focus resources on violent offenders.<sup>7</sup>



### Has the total number of drug cases filed declined in recent years?

- **Yes.** Since reaching a peak in 2018, drug cases have significantly declined in Utah.
- From 2018 to 2025, cases filed for drug possession with intent to distribute charges **decreased by 31%**, and cases filed for drug possession charges **decreased by 29%**.
- Drug distribution and manufacturing cases have **decreased by 41% since 2015**.<sup>8</sup>

### Does increasing penalties for drug crimes improve public safety?

- **No.** A comprehensive national study found that there is **no relationship between imprisonment rates and states' drug problems**.
- Drug imprisonment was not found to be correlated with a reduction in drug use, drug arrests, or overdose deaths.

<sup>6</sup> Ibid.

<sup>7</sup> CCJJ, JRI Update, Annual Report, 2025.

<sup>8</sup> Ibid.