









STATEWIDE COST ESTIMATE of HB9 & HB10

HB9 <i>What it does:</i> Removes Parole Eligibility for nearly all Individuals after August 1, 2024	Average Cost to House a Violent Offender for the Length of their Sentence		
	If HB9 Goes Into Effect		\$1,015,994.60
	Current Cost		\$430,428.85
			+ \$585,565.75
Average Cost to House a Non-Violent Offender for the Length of their Sentence			
If HB9 Goes Into Effect		\$689,497.33	
Current Cost		\$276,812.90	
		+ \$412,684.43	
If this cost increase was applied to every violent (261) and non-violent (128) offender released via parole in 2022, it would cost the state an additional \$205,656,268.22.			

HB10 <i>What it does:</i> Revises Good Time to allow Individuals to Earn No More than 15% Reduction of their Sentence after August 1, 2024	Average Cost to House a Violent Offender for the Length of their Sentence		
	If HB10 Goes Into Effect		\$169,357.78
	Current Cost		\$117,113.15
			+ \$52,244.63
Average Cost to House a Non-Violent Offender for the Length of their Sentence			
If HB10 Goes Into Effect		\$111,181.45	
Current Cost		\$28,391.07	
		+ \$82,790.38	
If this cost increase was applied to every violent (2237) and non violent (9203) offender released via good time in 2022, it would cost the state an additional \$878,791,094.70.			

Lessons from Other States that have reduced or eliminated parole or the use of good time.

WISCONSIN	ARIZONA	ALASKA
<i>Repealed parole in 2000</i> 1. Experienced 40% growth in the prison population. 2. Spends 10% more than the national average per individual in custody (\$202 per resident per day). 3. Severe programming and staffing shortages reported.	<i>Enacted 85% requirement</i> 1. AZ DOC budget increased ~\$280 million to \$1.1 billion from 2000 – 2019. 2. 20% reduction in education program enrollment. 3. 7% increase in rate of reincarceration for those released within 3 years.	<i>Repealed Smart of Crime leg</i> 1. Admissions to prison for nonviolent offenses increased 44%. 2. Prison population rose 5%. 3. Had to reopen a closed prison to accommodate the rising population.