

City and County of San Francisco

Adult Probation Department



*Protecting the Community, Serving Justice
and Changing Lives*



WENDY S. STILL
Chief Adult Probation Officer

Strategic Goal: Improve probation
outcomes and departmental performance
through Evidence Based Probation
Supervision and collaborative
re-entrance partnerships

PROBATION IS A COST EFFECTIVE INVESTMENT

Cost of Supervision:

- Adult Probation Supervision Cost Per Day Per Offender **\$4.72**
- CDCR Parole Supervision Cost Per Day \$19
- Jail Incarceration Cost Per Day Per Offender \$130
- CDCR Incarceration Cost Per Day Per Offender \$143

Probation Termination Rates

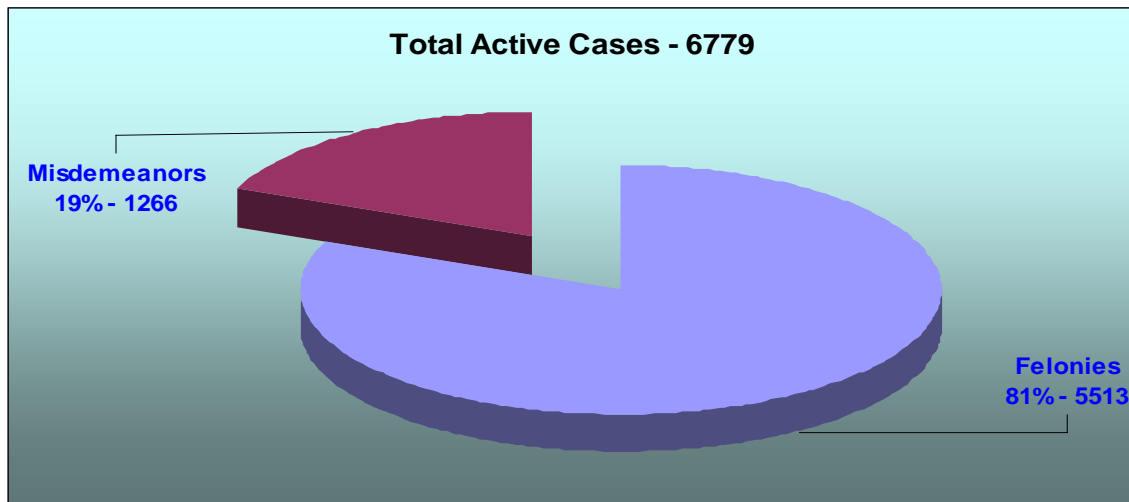
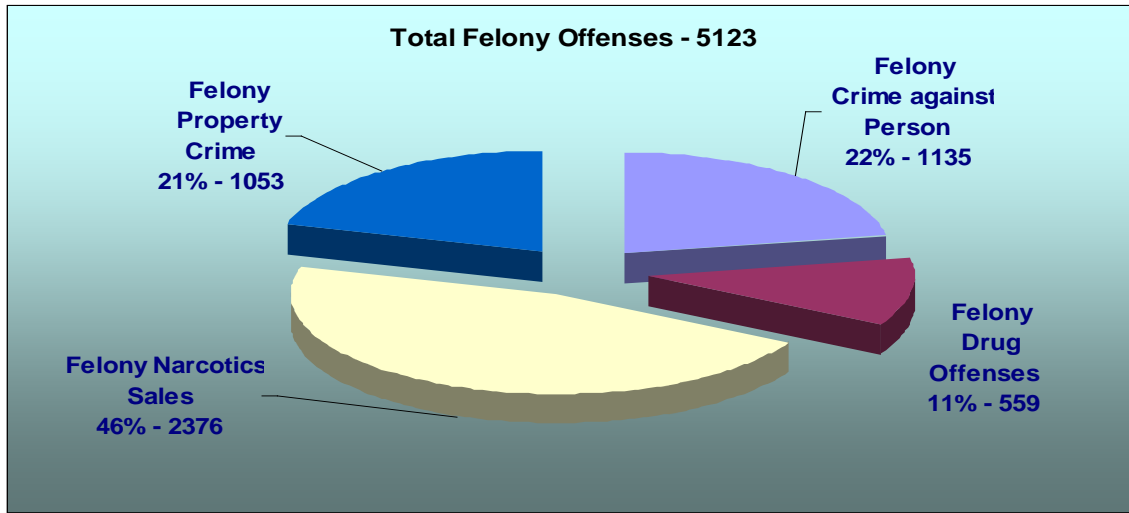
Year	Total Probation Terms	Probation Case/Term Successfully Terminated	Probation Case/Term Successfully Terminated - %	Probation Case/Term Unsuccessfully Terminated	Probation Case/Term Unsuccessfully Terminated - %
2010	8,568	1,902	22%	1,597	19%
2009	8,959	1,625	18%	1,658	19%
2008	9,109	1,644	18%	1,927	21%

- Between 2008 and 2010 grants of probation have declined by 6%
- From 2008 to 2010 the rate of **successful probation terminations** has **increased by 14%**
- During this same time period the rate of **unsuccessful probation terminations** has **decreased by 17%**
- **More offenders are successfully completing probation and fewer are failing, resulting in the estimated cost avoidance displayed below**

Potential Annual Cost Avoidance to SF¹ = \$2,894,450 - \$105,090 = \$2,789,360

¹Savings calculated at 61 Probationers x Estimated Jail Costs and Annual Probation

Who is on Probation in San Francisco County?



SF ADULT PROBATIONERS' ASSESSED RISK LEVEL

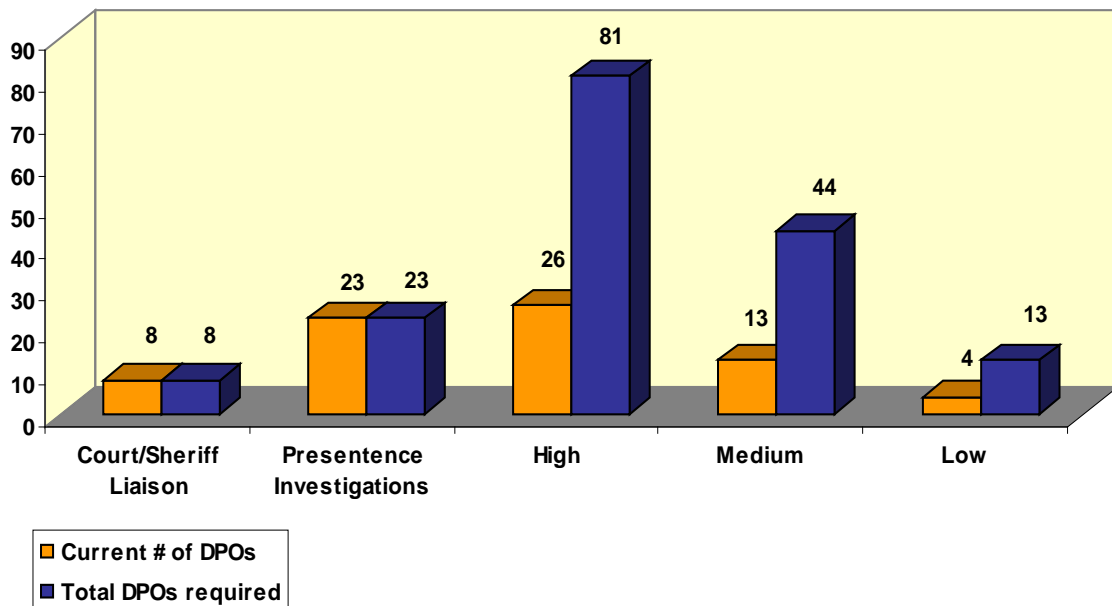
High	67%
Medium	23%
Low	10%

90% of APD's cases are High/Medium Risk which equates to a High Service Need population and requires Intensive Supervision, Treatment and Services for successful outcomes.

APD CASELOADS SIGNIFICANTLY EXCEED APPA STANDARDS

Deputy Probation Officer Staffing and Caseload Ratios

DPO Assignment	Current # of DPOs	APD Current Caseloads	APPA Standards	Additional DPOs to meet APPA Standards	Total DPOs required
Court/Sheriff Liaison	8	N/A	N/A	N/A	8
Presentence Investigations - 2,497 Reports	23	N/A	N/A	N/A	23
Supervision Level					
High/Intensive (Caseloads: domestic violence, sex offender, gang, 18-25 year olds, mental health and drug abatement) – 1,616 probationers	26	62:1	20:1	55	81
Medium (Caseloads: violence supervision, substance abuse, homeless and property crimes) – 2,221 probationers	13	171:1	50:1	31	44
Low (Caseloads: limited services, DUI and out of County) – 2,506 probationers	4	627:1	200:1	9	13
Total	74	N/A	N/A	95	169

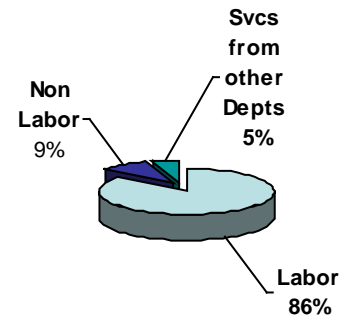


APD WILL NOT MEET APPA STANDARDS IN FY 2011-12

FY 2011-12 Proposed Budget

Uses	2010-11 Projected Year End	2010-11 Approved Annual Budget	2011-12 Proposed Budget	Change
Labor	\$10,786,608	\$10,694,979	\$12,549,239	\$1,854,260
Non Labor	\$898,439	\$1,148,916	\$1,360,343	\$211,427
Services from other Departments	\$715,953	\$546,019	\$733,559	\$187,540
Total Uses	\$12,401,000	\$12,389,914	\$14,643,141	\$2,253,227

2011-12 Proposed Budget



Department Staffing

	FY 2010-11	Proposed FY 2011-12
Sworn Staff		
Total Authorized (ASO)	101	102
Total Filled	94	95
Total Vacant	7	7
Administrative Staff		
Total Authorized (ASO)	16	19
Total Filled	16	19
Total Vacant	0	0
Mentoring Program		
Public Service Trainees	9	9
Interns	3	3
Total APD ASO Positions	117	121
Attrition Rate	13.58%	11.00%

"Protecting the Community, Serving Justice and Changing Lives"

