

# Oregon Department of Corrections

---

Community Corrections Outcome  
Measures and Management  
Information System

Ginger Martin, Assistant Director of  
Oregon DOC

# Setting Community Corrections Outcomes

---

Goal:

What is community corrections in the business to do?

Indicator:

How will community corrections know what it has accomplished?

---

# Why Measure System Outcomes?

---

- We need to know how the public dollars invested in community corrections are being used, and to what effect.
  - We need to make decisions related to community corrections that are informed by data.
-

# Phase 1 Process

---

- ❑ Convene work group of community corrections directors and DOC
  - ❑ Review the literature on community corrections outcomes
  - ❑ Ask ourselves the questions
  - ❑ Propose goals and indicators to the statewide association for approval
-

# Phase 2 Process

---

- Begin collecting the data and reflecting it out, comparing each county to a statewide average
  - Field offices review data and improve data entry practices as needed
  - Begin sharing results publicly
  - CMIS system to improve monitoring at state, county and individual levels
-

# Phase 3 Process

---

- Develop targets for each indicator
    - Review performance over time
    - Recommend target slightly above performance level
    - Get approval from community corrections director's association
-

# What is Community Corrections in Business to Do?

---

- Reduce criminal behavior
  - Enforce the orders of the court and Board of Parole/Post-Prison Supervision
  - Assist offenders to change
  - Provide reparation to crime victims
-

# Goal: Reduce Criminal Behavior

---

## Indicators:

- ❑ Reduce recidivism, as measured by felony convictions from initial admission to probation, tracking for three years from admission.
  - ❑ Reduce recidivism, as measured by felony convictions from first release to parole/post-prison supervision, tracking for three years from release.
-

# Goal: Enforce Orders of the Court and Board

---

## Indicators

- Percentage of positive case closures for offenders on parole/post-prison supervision.
  - Percentage of positive case closures for offenders on probation.
-

# Goal: Assist Offenders to Change

---

## Indicators

- Employment rates for offenders on supervision.
  - Percent successful in required treatment.
-

# Goal: Provide Reparation to Crime Victims

---

## Indicators

- Percentage of restitution and compensatory fines collected of amount ordered.
  - Percent of community service hours completed of amount ordered.
-

# Corrections Management Information System

---



# Corrections Management Information System

[Return to DOC Portal](#)

[Log Out](#)

[Home](#)

[About](#)

[Site Map](#)

[What's New 01/30/2007](#)

[Help](#)

[Contact Us](#)

**Main Menu**

[Pop Demographics](#)

**Inmate**

**Community**

- [1 demographic](#)
- [2 demographics](#)
- [Historical trend](#)
- [Community Profile](#)
- [Inmate Release List](#)
- [Comm Offender List](#)

## Community population by two demographics.

Bottom of graph:

Within vertical bars:

Date:  (MM/1/YYYY: Date shown is most recent available date. Earliest a

- AGE GROUP
- AGE GROUP
- COMMUNITY CASELOAD
- COMMUNITY RISK LEVEL
- COMMUNITY SUPERVISION LEVEL
- COUNTY
- CRIME TYPE
- CURRENT STATUS
- CURRENT STATUS GROUP
- DRUG OFFENDER
- GENDER
- LEVEL 3 SANCTION
- OFFENSE GROUP
- OUTCOUNT REASON
- RACE
- SEX OFFENDER
- SUPERVISION STATUS
- SUPERVISION STATUS GROUP

Filter data by . . . (click below to expand filter criteria)

**Offender**

**Location**

County:	<input type="text" value="ALL"/> BAKER BENTON CLACKAMAS CLATSOP COLUMBIA	County Office:	<input type="text" value="ALL"/> BAKER COUNTY COMM BAKER COUNTY JAIL BENTON COUNTY COMM BENTON COUNTY JAIL CLACKAMAS COUNTY COMMUNITY CORRECTIONS
Supervision Status Group:	<input type="text" value="ALL"/> RESTRICTED JAIL COMMUNITY NONE	Supervision Status:	<input type="text" value="ALL"/> COMMUNITY SERVICE COMMUNITY SERVICE/WORK CREW COMPLETION OF 1145 SENTENCE OBLIGATION COURT HEARING DAY REPORTING
		Outcount Reason:	<input type="text" value="ALL"/> ABSC EXPI/DISMISSED BY COURT -DOC REQ.- ABSCONDED SUPERVISION CLOSED TO WARRANT - OREGON COMPACT CASES COMPACT CLOSURE ONLY-COMPACT FORM REQ. COMPACT OUT - OREGON OFFENDERS ONLY

When available above, click on this symbol for help.



# Corrections Management Information System

[Return to DOC Portal](#)

[Log Out](#)

[Home](#)

[About](#)

[Site Map](#)

[What's New 01/30/2007](#)

[Help](#)

[Contact Us](#)

**Main Menu**

**Pop Demographics**

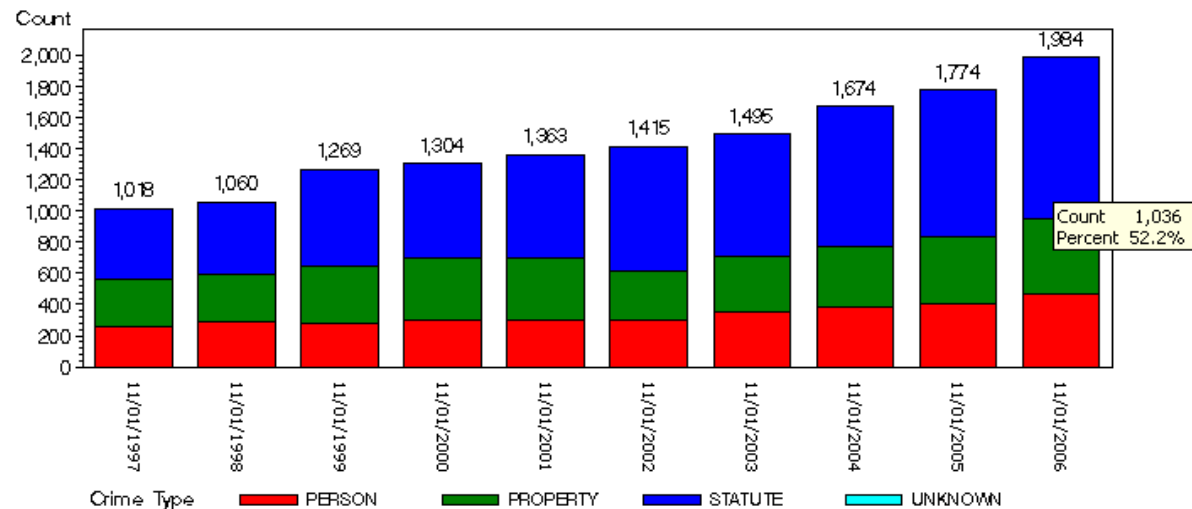
**Inmate**

**Community**

- [1 demographic](#)
- [2 demographics](#)
- [Historical trend](#)
- [Community Profile](#)
- [Inmate Release List](#)
- [Comm Offender List](#)

[Back](#)

Yearly Crime Type counts for 11/01/1995 - 11/01/2006



Filtered on	Equal to
Community Caseload	YES
Current Status Group	POST PRISON
Gender	FEMALE

When available above, click on this symbol for help.



# Corrections Management Information System

[Return to DOC Portal](#)

[Log Out](#)

[Home](#)

[About](#)

[Site Map](#)

[What's New 01/30/2007](#)

[Help](#)

[Contact Us](#)

▶ **Main Menu**

**Community Outcomes**

▼ **Outcomes**

- [Outcomes Summary](#)
- [Outcomes Overview](#)
- [Outcomes Statistics](#)
- [Outcomes Graphs](#)
- [Data Exceptions](#)
- [1 demographic](#)
- [Recidivism Report](#)
- [LS/CMI Reports](#)
- [Arrest Risk Score](#)

Community Outcomes contains reports that monitor the status of outcome measures and community assessments.

## Outcomes

- [Outcomes Summary](#): All community outcome measures for high/medium cases on one report.
- [Outcomes Overview](#): High level view of progress toward the community outcome measures.
- [Outcomes Statistics](#): Supporting statistics by county or caseload.
- [Outcomes Graphs](#): Graphs of total caseload or outcome percentages for a measure.
- [Data Exceptions](#): Exception reports for data that are not entered or updated recently.
- [1 demographic](#): Pie graph using outcome measures and offender demographics.
- [Recidivism Report](#): Customizable recidivism report.

## Assessments

- [LS/CMI Reports](#): Criminogenic and case plan reports.
- [Arrest Risk Score](#): List of current caseload by arrest risk score. Based on Georgia research.

When available above, click on this symbol  for help.





# Corrections Management Information System

[Return to DOC Portal](#)

[Log Out](#)

[Home](#)

[About](#)

[Site Map](#)

[What's New 01/30/2007](#)

[Help](#)

[Contact Us](#)

**Main Menu**

**Community Outcomes**

**Outcomes**

- [Outcomes Summary](#)
- [Outcomes Overview](#)
- [Outcomes Statistics](#)
- [Outcomes Graphs](#)
- [Data Exceptions](#)
- [1 demographic](#)
- [Recidivism Report](#)
- [LS/CMI Reports](#)
- [Arrest Risk Score](#)

[Back](#) [Print version](#) [Report Definitions](#)

OREGON DEPARTMENT OF CORRECTIONS Community Corrections Outcome Measures HIGH and MEDIUM Caseload Only								
Location	On March 5, 2007		Closures September 5, 2006 to March 5, 2007			Admissions 2003/1ST Half		
	EMPLOYMENT	TREATMENT	RESTITUTION	COMMUNITY SERVICE	POSITIVE CASE CLOSURES		RECIDIVISM	
	Hi-Med	Hi-Med	Hi-Med	Hi-Med	Post-Prison	Probation	Post-Prison	Probation
Location	Hi-Med	Hi-Med	Hi-Med	Hi-Med	Hi-Med	Hi-Med	Hi-Med	Hi-Med
Statewide	45%	25%	21%	39%	58%	36%	41.2%	35.8%
<a href="#">BAKER</a>	58%	32%	0%	40%	50%	75%	40.0%	30.0%
<a href="#">BENTON</a>	50%	38%	25%	100%	59%	75%	53.8%	33.3%
<a href="#">CLACKAMAS</a>	59%	32%	46%	73%	57%	34%	41.5%	21.4%
<a href="#">CLATSOP</a>	46%	39%	33%	0%	92%	63%	31.8%	33.3%
<a href="#">COLUMBIA</a>	45%	23%	13%	0%	64%	19%	55.6%	28.6%
<a href="#">COOS</a>	53%	26%	1%	0%	67%	65%	36.7%	31.4%
<a href="#">CROOK</a>	36%	17%	38%	0%	80%	63%	25.0%	41.7%
<a href="#">CURRY</a>	60%	31%	0%	0%	67%	44%	40.0%	40.0%
<a href="#">DESCHUTES</a>	66%	31%	20%	33%	58%	29%	56.1%	62.2%
<a href="#">DOUGLAS</a>	55%	27%	18%	40%	75%	42%	42.0%	29.4%

When available above, click on this symbol for help.



# Corrections Management Information System

[Return to DOC Portal](#)

[Log Out](#)

[Home](#)

[About](#)

[Site Map](#)

[What's New 01/30/2007](#)

[Help](#)

[Contact Us](#)

**Main Menu**

**Community Outcomes**

**Outcomes**

- [Outcomes Summary](#)
- [Outcomes Overview](#)
- [Outcomes Statistics](#)
- [Outcomes Graphs](#)
- [Data Exceptions](#)
- [1 demographic](#)
- [Recidivism Report](#)
- [LS/CMI Reports](#)
- [Arrest Risk Score](#)

[Back](#) [Print version](#) [Report Definitions](#)

**OREGON DEPARTMENT OF CORRECTIONS  
Community Corrections Outcome Measures: EMPLOYMENT  
March 5, 2007**

Location	EMPLOYMENT			
	MEASURES		DATA	
	Total	Hi-Med	Aging	No Entry
Statewide	46%	45%	13%	20%
<a href="#">BAKER</a>	51%	58%	12%	8%
<a href="#">BENTON</a>	58%	50%	2%	2%
<a href="#">CLACKAMAS</a>	66%	59%	10%	7%
<a href="#">CLATSOP</a>	45%	46%	14%	25%
<a href="#">COLUMBIA</a>	56%	45%	8%	12%
<a href="#">COOS</a>	56%	53%	11%	18%
<a href="#">CROOK</a>	47%	36%	12%	28%
<a href="#">CURRY</a>	58%	60%	14%	20%
<a href="#">DESCHUTES</a>	57%	66%	20%	24%
<a href="#">DOUGLAS</a>	51%	55%	22%	15%
<a href="#">GILL/SHER/WHEE</a>	48%	60%	2%	16%
<a href="#">GRANT</a>	39%	43%	2%	28%

When available above, click on this symbol for help.



# Corrections Management Information System

[Return to DOC Portal](#)

[Log Out](#)

[Home](#)

[About](#)

[Site Map](#)

[What's New 01/30/2007](#)

[Help](#)

[Contact Us](#)

**Main Menu**

**Community Outcomes**

**Outcomes**

- [Outcomes Summary](#)
- [Outcomes Overview](#)
- [Outcomes Statistics](#)
- [Outcomes Graphs](#)
- [Data Exceptions](#)
- [1 demographic](#)
- [Recidivism Report](#)
- [LS/CMI Reports](#)
- [Arrest Risk Score](#)

[Back](#) [Print version](#) [Spreadsheet version](#)

OREGON DEPARTMENT OF CORRECTIONS Community Corrections Outcome Measures: EMPLOYMENT March 5, 2007																		
Location	0 - 50% EMPLOYED				51 - 100% EMPLOYED				TOTAL EMPLOYED				UNEMPLOYED				NO ENTRY	DIS-ABLED
	Total		Hi-Med		Total		Hi-Med		Total		Hi-Med		Total		Hi-Med		Total	Total
Statewide	2071	7%	1299	8%	11939	39%	5653	36%	14010	46%	6952	45%	10157	33%	6913	44%	6588	2093
<a href="#">BAKER</a>	4	3%	4	6%	69	49%	33	52%	73	51%	37	58%	57	40%	27	42%	12	17
<a href="#">BENTON</a>	28	9%	21	14%	147	49%	57	37%	175	58%	78	50%	120	40%	76	49%	6	56
<a href="#">CLACKAMAS</a>	104	6%	81	8%	1101	60%	503	51%	1205	66%	584	59%	475	26%	338	34%	141	130
<a href="#">CLATSOP</a>	32	9%	15	11%	122	35%	46	35%	154	45%	61	46%	100	29%	60	45%	90	15
<a href="#">COLUMBIA</a>	34	8%	13	8%	197	47%	62	37%	231	56%	75	45%	135	32%	77	46%	50	2
<a href="#">COOS</a>	82	15%	52	19%	224	41%	92	34%	306	56%	144	53%	136	25%	80	30%	107	61
<a href="#">CROOK</a>	7	4%	4	4%	77	43%	35	33%	84	47%	39	36%	43	24%	30	28%	51	2
<a href="#">CURRY</a>	10	7%	6	12%	70	51%	25	48%	80	58%	31	60%	27	20%	13	25%	30	15
<a href="#">DESCHUTES</a>	89	6%	59	9%	705	51%	360	57%	794	57%	419	66%	239	17%	164	26%	348	75
<a href="#">DOUGLAS</a>	98	9%	61	12%	489	43%	228	43%	587	51%	289	55%	370	32%	205	39%	193	106
<a href="#">GILL/SHER/WHEE</a>	4	8%	2	13%	19	40%	7	47%	23	48%	9	60%	17	35%	5	33%	8	3
<a href="#">GRANT</a>	5	11%	3	13%	13	28%	7	30%	18	39%	10	43%	15	33%	11	48%	13	0
<a href="#">HARNEY</a>	3	4%	2	6%	30	40%	3	9%	33	44%	5	15%	29	39%	21	64%	13	0
<a href="#">HOOD RIVER</a>	9	8%	7	14%	61	56%	24	49%	70	65%	31	63%	34	31%	16	33%	4	13
<a href="#">JACKSON</a>	121	6%	39	6%	744	38%	223	35%	865	44%	262	41%	711	36%	342	53%	403	119
<a href="#">JEFFERSON</a>	12	6%	6	6%	95	44%	48	46%	107	50%	54	51%	103	48%	51	49%	4	20
<a href="#">JOSEPHINE</a>	71	9%	43	12%	263	35%	103	29%	334	44%	146	41%	245	33%	159	45%	173	54
<a href="#">KLAMATH/LAKE</a>	68	8%	54	10%	369	43%	215	41%	437	51%	269	51%	308	36%	231	44%	105	68

When available above, click on this symbol for help.



# Corrections Management Information System

[Return to DOC Portal](#)

[Log Out](#)

[Home](#)

[About](#)

[Site Map](#)

[What's New 01/30/2007](#)

[Help](#)

[Contact Us](#)

**Main Menu**

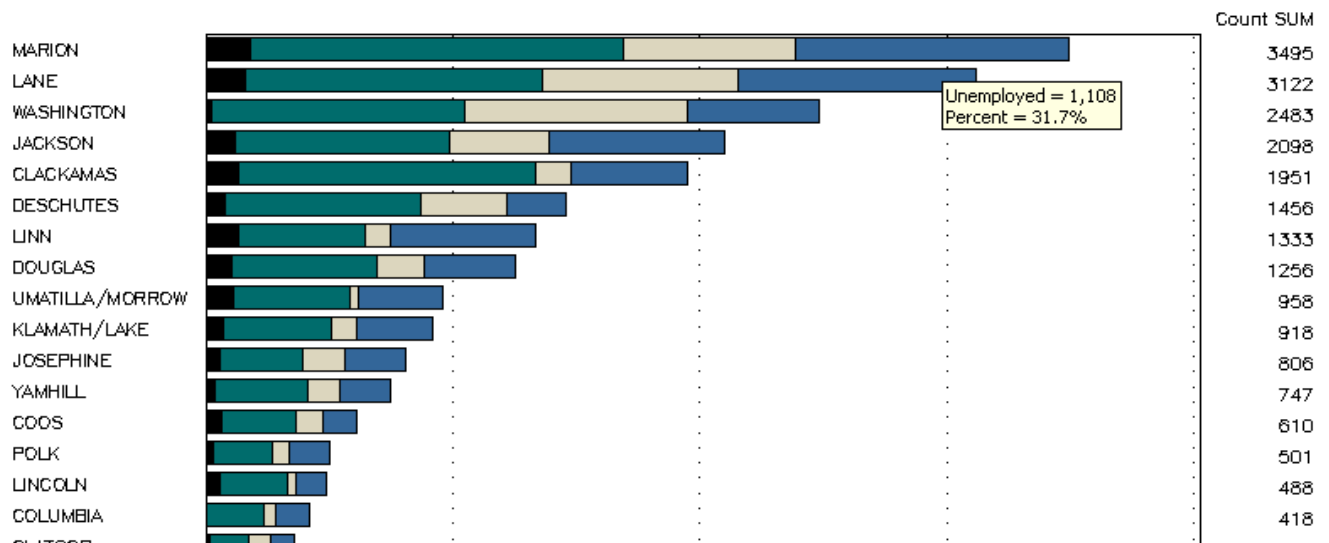
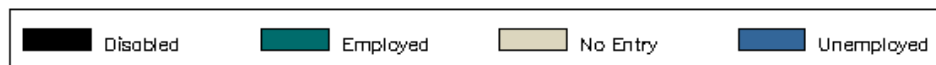
**Community Outcomes**

**Outcomes**

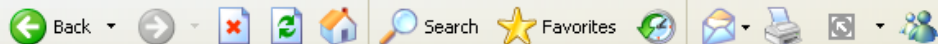
- [Outcomes Summary](#)
- [Outcomes Overview](#)
- [Outcomes Statistics](#)
- [Outcomes Graphs](#)
- [Data Exceptions](#)
- [1 demographic](#)
- [Recidivism Report](#)
- [LS/CMI Reports](#)
- [Arrest Risk Score](#)

[Back](#)

## Total Caseload by Employment Category March 5, 2007



When available above, click on this symbol for help.



# Corrections Management Information System

[Return to DOC Portal](#)

[Log Out](#)

[Home](#)

[About](#)

[Site Map](#)

[What's New 01/30/2007](#)

[Help](#)

[Contact Us](#)

**Main Menu**

**Community Outcomes**

**Outcomes**

- [Outcomes Summary](#)
- [Outcomes Overview](#)
- [Outcomes Statistics](#)
- [Outcomes Graphs](#)
- [Data Exceptions](#)
- [1 demographic](#)
- [Recidivism Report](#)
- [LS/CMI Reports](#)
- [Arrest Risk Score](#)

[Back](#) [Spreadsheet version](#)

**OREGON DEPARTMENT OF CORRECTIONS  
Recidivism of New Parolees and Probationers  
Filtered on: Cohort=2003/1ST;**

County Name	PAROLE-PPS						PPS-LOCAL CONTROL						PROB		
	Cumulative Percent Convicted of Any Felony / After First Release to Parole-PPS from OR DOC						Cumulative Percent Convicted of Any Felony / After First Release to PPS from Local Control						Cumulative Percent Convicted of Any Felony / After First Release to Probation		
	Percent convicted in ...						Percent convicted in ...						Percent convicted in ...		
	12 months		24 months		36 months		12 months		24 months		36 months		12 months	24 months	
Pct	Pool	Pct	Pool	Pct	Pool	Pct	Pool	Pct	Pool	Pct	Pool	Pct	Pool	Pct	
<a href="#">BASELINE</a>	0.0%	0	0.0%	0	30.8%	0	0.0%	0	0.0%	0	30.8%	0	0.0%	0	0.0%
<a href="#">STATEWIDE</a>	8.7%	1,362	17.9%	1,362	24.1%	1,362	19.6%	1,218	31.4%	1,218	38.6%	1,218	10.0%	4,170	18.3%
<a href="#">BAKER</a>	0.0%	4	0.0%	4	0.0%	3	<a href="#">25.0%</a>	4	<a href="#">50.0%</a>	4	<a href="#">75.0%</a>	4	<a href="#">5.6%</a>	18	<a href="#">10.5%</a>
<a href="#">BENTON</a>	<a href="#">8.3%</a>	12	<a href="#">16.7%</a>	12	<a href="#">25.0%</a>	12	<a href="#">27.3%</a>	11	<a href="#">36.4%</a>	11	<a href="#">36.4%</a>	11	<a href="#">11.3%</a>	53	<a href="#">18.9%</a>
<a href="#">CLACKAMAS</a>	<a href="#">11.1%</a>	72	<a href="#">13.5%</a>	74	<a href="#">21.6%</a>	74	<a href="#">23.1%</a>	65	<a href="#">29.9%</a>	67	<a href="#">37.3%</a>	67	<a href="#">7.1%</a>	255	<a href="#">13.3%</a>
<a href="#">CLATSOP</a>	<a href="#">8.0%</a>	25	<a href="#">16.0%</a>	25	<a href="#">15.4%</a>	26	<a href="#">18.2%</a>	11	<a href="#">25.0%</a>	12	<a href="#">33.3%</a>	12	<a href="#">10.9%</a>	55	<a href="#">14.3%</a>
<a href="#">COLUMBIA</a>	<a href="#">11.1%</a>	9	<a href="#">11.1%</a>	9	<a href="#">33.3%</a>	9	<a href="#">16.7%</a>	12	<a href="#">23.1%</a>	13	<a href="#">33.3%</a>	12	<a href="#">13.5%</a>	52	<a href="#">16.3%</a>
<a href="#">COOS</a>	<a href="#">3.6%</a>	28	<a href="#">14.3%</a>	28	<a href="#">20.7%</a>	29	<a href="#">16.7%</a>	24	<a href="#">37.5%</a>	24	<a href="#">48.0%</a>	25	<a href="#">9.6%</a>	73	<a href="#">13.3%</a>
<a href="#">CROOK</a>	<a href="#">12.5%</a>	8	<a href="#">12.5%</a>	8	<a href="#">14.3%</a>	7	<a href="#">15.4%</a>	13	<a href="#">38.5%</a>	13	<a href="#">38.5%</a>	13	<a href="#">9.1%</a>	22	<a href="#">19.0%</a>
<a href="#">CURRY</a>	<a href="#">20.0%</a>	10	<a href="#">55.6%</a>	9	<a href="#">50.0%</a>	10	0.0%	3	<a href="#">33.3%</a>	3	<a href="#">33.3%</a>	3	<a href="#">7.4%</a>	27	<a href="#">15.4%</a>
<a href="#">DESCHUTES</a>	<a href="#">13.3%</a>	45	<a href="#">19.6%</a>	46	<a href="#">23.4%</a>	47	<a href="#">34.6%</a>	52	<a href="#">44.2%</a>	52	<a href="#">53.8%</a>	52	<a href="#">12.9%</a>	171	<a href="#">22.9%</a>

When available above, click on this symbol for help.



# Corrections Management Information System

[Return to DOC Portal](#)

[Log Out](#)

[Home](#)

[About](#)

[Site Map](#)

[What's New 01/30/2007](#)

[Help](#)

[Contact Us](#)

**Main Menu**

**Community Outcomes**

**Outcomes**

- [Outcomes Summary](#)
- [Outcomes Overview](#)
- [Outcomes Statistics](#)
- [Outcomes Graphs](#)
- [Data Exceptions](#)
- [1 demographic](#)
- [Recidivism Report](#)
- [LS/CMI Reports](#)
- [Arrest Risk Score](#)

[Back](#) Create report on recidivism from selection criteria.

Default Report

Release (Parole-PPS) and Admission (Probation) Six Month Cohort(s):

2002/2ND  
2003/1ST  
2003/2ND  
2004/1ST  
2004/2ND  
2005/1ST

Page Break: NONE

Combine

Parole-PPS (DOC)  PPS (LC)  Probation

12 Months  24 Months  36 Months

First Column: COMMUNITY SUPERVISION LEVEL

Second Column: NONE

Filter data by ... (click)

**Offender**

**Location**

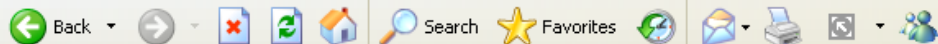
**Classification**

**Offense**

Submit Reset

- NONE
- AGE GROUP
- CASELOAD
- COHORT
- COMMUNITY CASELOAD FLAG
- COMMUNITY RISK LEVEL
- COMMUNITY RISK LEVEL GROUP
- COMMUNITY SUPERVISION LEVEL
- COUNTY
- COUNTY OFFICE
- CRIME TYPE
- DRUG OFFENDER
- GENDER
- OFFENSE GROUP
- RACE
- SEX OFFENDER

When available above, click on this symbol for help.



# Corrections Management Information System

[Return to DOC Portal](#)

[Log Out](#)

[Home](#)

[About](#)

[Site Map](#)

[What's New 01/30/2007](#)

[Help](#)

[Contact Us](#)

**Main Menu**

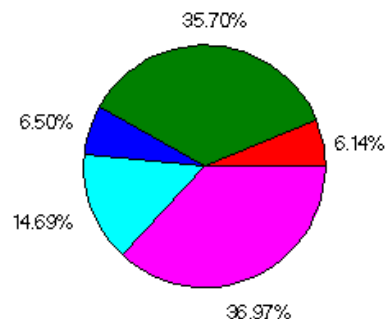
**Community Outcomes**

**Outcomes**

- [Outcomes Summary](#)
- [Outcomes Overview](#)
- [Outcomes Statistics](#)
- [Outcomes Graphs](#)
- [Data Exceptions](#)
- [1 demographic](#)
- [Recidivism Report](#)
- [LS/CMI Reports](#)
- [Arrest Risk Score](#)

[Back](#)

Measure: Employment counts for 03/05/2007  
(13,380 offenders)



■ DISABLED     
 ■ EMPLOYED FULL-TIME     
 ■ EMPLOYED PART-TIME  
■ NO ENTRY     
 ■ UNEMPLOYED

Filtered on	Equal to
Community Caseload	YES
Current Status Group	POST PRISON

Measure: Employment	Count
DISABLED	822
EMPLOYED FULL-TIME	4,777
EMPLOYED PART-TIME	870

When available above, click on this symbol for help.





# Corrections Management Information System

[Return to DOC Portal](#)

[Log Out](#)

[Home](#)

[About](#)

[Site Map](#)

[What's New 01/30/2007](#)

[Help](#)

[Contact Us](#)

**Main Menu**

**Community Outcomes**

**Outcomes**

- [Outcomes Summary](#)
- [Outcomes Overview](#)
- [Outcomes Statistics](#)
- [Data Exceptions](#)
- [1 demographic](#)
- [Recidivism Report](#)
- [LS/CMI Reports](#)
- [Arrest Risk Score](#)

OREGON DEPARTMENT OF CORRECTIONS Offenders in Treatment by Treatment Type March 5, 2007																				
Location	SUBSTANCE ABUSE				SEX OFFENDER				DOMESTIC VIOLENCE				MENTAL HEALTH		OTHER TREATMENT					
	Total		Hi-Med		Total		Hi-Med		Total		Hi-Med		Total	Hi-Med	Total		Hi-Med			
Statewide	3006	9%	1938	12%	1687	5%	1279	8%	507	2%	315	2%	319	1%	195	1%	719	2%	503	3%
<a href="#">BAKER</a>	<a href="#">23</a>	14%	<a href="#">14</a>	20%	<a href="#">2</a>	1%	<a href="#">2</a>	3%	<a href="#">1</a>	1%	0	0%	<a href="#">2</a>	1%	0	0%	<a href="#">8</a>	5%	<a href="#">6</a>	9%
<a href="#">BENTON</a>	<a href="#">59</a>	17%	<a href="#">42</a>	23%	<a href="#">11</a>	3%	<a href="#">9</a>	5%	<a href="#">3</a>	1%	<a href="#">2</a>	1%	<a href="#">13</a>	4%	<a href="#">9</a>	5%	<a href="#">7</a>	2%	<a href="#">7</a>	4%
<a href="#">CLACKAMAS</a>	<a href="#">254</a>	13%	<a href="#">164</a>	16%	<a href="#">133</a>	7%	<a href="#">111</a>	11%	<a href="#">53</a>	3%	<a href="#">26</a>	2%	<a href="#">25</a>	1%	<a href="#">14</a>	1%	<a href="#">26</a>	1%	<a href="#">20</a>	2%
<a href="#">CLATSOP</a>	<a href="#">63</a>	18%	<a href="#">35</a>	25%	<a href="#">17</a>	5%	<a href="#">14</a>	10%	<a href="#">4</a>	1%	<a href="#">2</a>	1%	<a href="#">2</a>	1%	0	0%	<a href="#">10</a>	3%	<a href="#">5</a>	4%
<a href="#">COLUMBIA</a>	<a href="#">69</a>	17%	<a href="#">31</a>	18%	<a href="#">15</a>	4%	<a href="#">2</a>	1%	<a href="#">11</a>	3%	<a href="#">5</a>	3%	<a href="#">2</a>	0%	<a href="#">1</a>	1%	<a href="#">1</a>	0%	0	0%
<a href="#">COOS</a>	<a href="#">55</a>	9%	<a href="#">35</a>	12%	<a href="#">35</a>	6%	<a href="#">23</a>	8%	0	0%	0	0%	<a href="#">2</a>	0%	<a href="#">1</a>	0%	<a href="#">26</a>	4%	<a href="#">17</a>	6%
<a href="#">CROOK</a>	<a href="#">20</a>	11%	<a href="#">10</a>	9%	<a href="#">8</a>	4%	<a href="#">4</a>	4%	<a href="#">5</a>	3%	<a href="#">2</a>	2%	<a href="#">4</a>	2%	<a href="#">2</a>	2%	0	0%	0	0%
<a href="#">CURRY</a>	<a href="#">24</a>	16%	<a href="#">14</a>	24%	<a href="#">4</a>	3%	<a href="#">4</a>	7%	0	0%	0	0%	0	0%	0	0%	0	0%	0	0%
<a href="#">DESCHUTES</a>	<a href="#">122</a>	8%	<a href="#">69</a>	10%	<a href="#">79</a>	5%	<a href="#">77</a>	11%	<a href="#">48</a>	3%	<a href="#">40</a>	6%	<a href="#">23</a>	2%	<a href="#">13</a>	2%	<a href="#">20</a>	1%	<a href="#">11</a>	2%
<a href="#">DOUGLAS</a>	<a href="#">116</a>	9%	<a href="#">73</a>	13%	<a href="#">79</a>	6%	<a href="#">72</a>	12%	<a href="#">11</a>	1%	<a href="#">3</a>	1%	<a href="#">11</a>	1%	<a href="#">4</a>	1%	<a href="#">8</a>	1%	<a href="#">6</a>	1%
<a href="#">GILL/SHER/WHEE</a>	<a href="#">8</a>	16%	<a href="#">3</a>	20%	<a href="#">2</a>	4%	<a href="#">1</a>	7%	<a href="#">1</a>	2%	<a href="#">1</a>	7%	0	0%	0	0%	0	0%	0	0%
<a href="#">GRANT</a>	<a href="#">4</a>	9%	<a href="#">2</a>	9%	<a href="#">1</a>	2%	0	0%	0	0%	0	0%	0	0%	0	0%	<a href="#">1</a>	2%	<a href="#">1</a>	4%
<a href="#">HARNEY</a>	<a href="#">4</a>	5%	<a href="#">1</a>	3%	<a href="#">6</a>	8%	<a href="#">2</a>	6%	0	0%	0	0%	0	0%	0	0%	0	0%	0	0%
<a href="#">HOOD RIVER</a>	<a href="#">23</a>	19%	<a href="#">13</a>	24%	<a href="#">7</a>	6%	<a href="#">5</a>	9%	<a href="#">3</a>	2%	<a href="#">2</a>	4%	<a href="#">3</a>	2%	<a href="#">2</a>	4%	<a href="#">13</a>	11%	<a href="#">6</a>	11%
<a href="#">JACKSON</a>	<a href="#">172</a>	8%	<a href="#">64</a>	9%	<a href="#">161</a>	8%	<a href="#">83</a>	12%	<a href="#">27</a>	1%	<a href="#">13</a>	2%	<a href="#">7</a>	2%	<a href="#">5</a>	1%	<a href="#">147</a>	7%	<a href="#">97</a>	14%
<a href="#">JEFFERSON</a>	<a href="#">44</a>	19%	<a href="#">28</a>	24%	<a href="#">21</a>	9%	<a href="#">19</a>	17%	0	0%	0	0%	<a href="#">5</a>	2%	<a href="#">2</a>	2%	<a href="#">6</a>	3%	<a href="#">4</a>	3%
<a href="#">JOSEPHINE</a>	<a href="#">82</a>	10%	<a href="#">57</a>	15%	<a href="#">50</a>	6%	<a href="#">37</a>	10%	<a href="#">4</a>	0%	<a href="#">1</a>	0%	<a href="#">13</a>	2%	<a href="#">9</a>	2%	<a href="#">96</a>	12%	<a href="#">66</a>	18%
<a href="#">KLAMATH/LAKE</a>	<a href="#">98</a>	11%	<a href="#">72</a>	13%	<a href="#">50</a>	5%	<a href="#">45</a>	8%	<a href="#">19</a>	2%	<a href="#">14</a>	3%	<a href="#">4</a>	0%	<a href="#">4</a>	1%	<a href="#">24</a>	3%	<a href="#">15</a>	3%
<a href="#">LANE</a>	<a href="#">90</a>	3%	<a href="#">63</a>	4%	<a href="#">120</a>	4%	<a href="#">95</a>	5%	<a href="#">60</a>	2%	<a href="#">40</a>	2%	<a href="#">31</a>	1%	<a href="#">21</a>	1%	<a href="#">5</a>	0%	<a href="#">5</a>	0%
<a href="#">LINCOLN</a>	<a href="#">104</a>	21%	<a href="#">67</a>	27%	<a href="#">9</a>	2%	<a href="#">6</a>	2%	0	0%	0	0%	<a href="#">9</a>	2%	<a href="#">7</a>	3%	<a href="#">15</a>	3%	<a href="#">9</a>	4%

When available above, click on this symbol for help.



# Corrections Management Information System

[Return to DOC Portal](#)

[Log Out](#)

[Home](#)

[About](#)

[Site Map](#)

[What's New 01/30/2007](#)

[Help](#)

[Contact Us](#)

**Main Menu**

**Community Outcomes**

**Outcomes**

- [Outcomes Summary](#)
- [Outcomes Overview](#)
- [Outcomes Statistics](#)
- [Outcomes Graphs](#)
- [Data Exceptions](#)
- [1 demographic](#)
- [Recidivism Report](#)
- [LS/CMI Reports](#)
- [Arrest Risk Score](#)

[Back](#) [Print version](#) [Spreadsheet version](#)

OREGON DEPARTMENT OF CORRECTIONS Community Corrections Outcome Measures: RESTITUTION Closures during September 5, 2006 to March 5, 2007																				
Location	NONE PAID				SOME PAID				ALL PAID				NONE ORDERED			ENTRY ERRORS				
	Total		Hi-Med		Total		Hi-Med		Total		Hi-Med		Total		Hi-Med		Total		Hi-Med	
Statewide	464	9%	224	13%	265	5%	72	4%	281	5%	63	4%	3920	76%	1280	73%	254	5%	104	6%
<a href="#">BAKER</a>	<a href="#">1</a>	3%	<a href="#">1</a>	11%	<a href="#">1</a>	3%	0	0%	<a href="#">2</a>	6%	0	0%	<a href="#">30</a>	88%	<a href="#">8</a>	89%	0	0%	0	0%
<a href="#">BENTON</a>	<a href="#">5</a>	9%	<a href="#">3</a>	15%	<a href="#">3</a>	5%	0	0%	<a href="#">2</a>	4%	<a href="#">1</a>	5%	<a href="#">45</a>	82%	<a href="#">16</a>	80%	0	0%	0	0%
<a href="#">CLACKAMAS</a>	<a href="#">15</a>	5%	<a href="#">10</a>	9%	<a href="#">7</a>	2%	<a href="#">6</a>	6%	<a href="#">32</a>	11%	<a href="#">11</a>	10%	<a href="#">220</a>	78%	<a href="#">77</a>	71%	<a href="#">7</a>	2%	<a href="#">4</a>	4%
<a href="#">CLATSOP</a>	<a href="#">3</a>	6%	<a href="#">2</a>	11%	0	0%	0	0%	<a href="#">4</a>	8%	<a href="#">1</a>	6%	<a href="#">41</a>	85%	<a href="#">15</a>	83%	0	0%	0	0%
<a href="#">COLUMBIA</a>	<a href="#">11</a>	14%	<a href="#">3</a>	13%	<a href="#">2</a>	3%	<a href="#">1</a>	4%	0	0%	0	0%	<a href="#">63</a>	81%	<a href="#">19</a>	79%	<a href="#">2</a>	3%	<a href="#">1</a>	4%
<a href="#">COOS</a>	<a href="#">2</a>	2%	<a href="#">2</a>	7%	<a href="#">8</a>	7%	<a href="#">1</a>	4%	<a href="#">5</a>	4%	0	0%	<a href="#">96</a>	83%	<a href="#">23</a>	85%	<a href="#">4</a>	3%	<a href="#">1</a>	4%
<a href="#">CROOK</a>	<a href="#">1</a>	3%	<a href="#">1</a>	4%	<a href="#">5</a>	13%	<a href="#">3</a>	13%	<a href="#">4</a>	10%	<a href="#">2</a>	9%	<a href="#">29</a>	73%	<a href="#">16</a>	70%	<a href="#">1</a>	3%	<a href="#">1</a>	4%
<a href="#">CURRY</a>	<a href="#">3</a>	6%	0	0%	<a href="#">3</a>	6%	0	0%	<a href="#">4</a>	8%	0	0%	<a href="#">39</a>	80%	<a href="#">7</a>	100%	0	0%	0	0%
<a href="#">DESCHUTES</a>	<a href="#">18</a>	10%	<a href="#">9</a>	17%	<a href="#">20</a>	11%	<a href="#">4</a>	8%	<a href="#">12</a>	6%	<a href="#">3</a>	6%	<a href="#">125</a>	68%	<a href="#">33</a>	62%	<a href="#">10</a>	5%	<a href="#">4</a>	8%
<a href="#">DOUGLAS</a>	<a href="#">16</a>	8%	<a href="#">11</a>	14%	<a href="#">13</a>	7%	<a href="#">4</a>	5%	<a href="#">14</a>	7%	<a href="#">3</a>	4%	<a href="#">143</a>	73%	<a href="#">54</a>	71%	<a href="#">9</a>	5%	<a href="#">4</a>	5%
<a href="#">GILL/SHER/WHEEL</a>	<a href="#">1</a>	6%	0	0%	0	0%	0	0%	<a href="#">3</a>	19%	0	0%	<a href="#">12</a>	75%	<a href="#">2</a>	100%	0	0%	0	0%
<a href="#">GRANT</a>	0	0%	0	0%	0	0%	0	0%	0	0%	0	0%	<a href="#">6</a>	86%	<a href="#">1</a>	100%	<a href="#">1</a>	14%	0	0%
<a href="#">HARNEY</a>	<a href="#">3</a>	17%	0	0%	0	0%	0	0%	0	0%	0	0%	<a href="#">15</a>	83%	<a href="#">5</a>	100%	0	0%	0	0%
<a href="#">HOOD RIVER</a>	<a href="#">1</a>	3%	<a href="#">1</a>	14%	0	0%	0	0%	<a href="#">2</a>	6%	<a href="#">1</a>	14%	<a href="#">23</a>	72%	<a href="#">2</a>	29%	<a href="#">6</a>	19%	<a href="#">3</a>	43%
<a href="#">JACKSON</a>	<a href="#">42</a>	12%	<a href="#">15</a>	28%	<a href="#">9</a>	3%	0	0%	<a href="#">15</a>	4%	0	0%	<a href="#">263</a>	74%	<a href="#">36</a>	67%	<a href="#">26</a>	7%	<a href="#">3</a>	6%
<a href="#">JEFFERSON</a>	<a href="#">7</a>	15%	<a href="#">2</a>	17%	<a href="#">1</a>	2%	<a href="#">1</a>	8%	<a href="#">1</a>	2%	0	0%	<a href="#">34</a>	72%	<a href="#">8</a>	67%	<a href="#">4</a>	9%	<a href="#">1</a>	8%
<a href="#">JOSEPHINE</a>	<a href="#">17</a>	9%	<a href="#">4</a>	7%	<a href="#">5</a>	3%	<a href="#">2</a>	3%	<a href="#">1</a>	1%	<a href="#">1</a>	2%	<a href="#">146</a>	81%	<a href="#">47</a>	80%	<a href="#">12</a>	7%	<a href="#">5</a>	8%
<a href="#">KLAMATH/LAKE</a>	<a href="#">5</a>	3%	<a href="#">3</a>	5%	<a href="#">8</a>	5%	<a href="#">5</a>	8%	<a href="#">6</a>	4%	<a href="#">2</a>	3%	<a href="#">143</a>	88%	<a href="#">56</a>	85%	0	0%	0	0%

When available above, click on this symbol for help.



# Corrections Management Information System

[Return to DOC Portal](#)

[Log Out](#)

[Home](#)

[About](#)

[Site Map](#)

[What's New 01/30/2007](#)

[Help](#)

[Contact Us](#)

**Main Menu**

**Community Outcomes**

**Outcomes**

- [Outcomes Summary](#)
- [Outcomes Overview](#)
- [Outcomes Statistics](#)
- [Data Exceptions](#)
- [1 demographic](#)
- [Recidivism Report](#)
- [LS/CMI Reports](#)
- [Arrest Risk Score](#)

OREGON DEPARTMENT OF CORRECTIONS Community Corrections Outcome Measures: COMMUNITY SERVICE Closures during September 5, 2006 to March 5, 2007																				
Location	1 - 19% WORKED		20 - 39% WORKED		40 - 59% WORKED		60 - 79% WORKED		80 - 99% WORKED											
	Total	Hi-Med	Total	Hi-Med	Total	Hi-Med	Total	Hi-Med	Total	Hi-Med	Total	Hi-Med								
Statewide	17	0%	10	1%	11	0%	2	0%	11	0%	3	0%	13	0%	5	0%	11	0%	5	0%
<a href="#">BAKER</a>	0	0%	0	0%	0	0%	0	0%	0	0%	0	0%	0	0%	0	0%	0	0%	0	0%
<a href="#">BENTON</a>	0	0%	0	0%	0	0%	0	0%	0	0%	0	0%	0	0%	0	0%	0	0%	0	0%
<a href="#">CLACKAMAS</a>	1	0%	1	1%	0	0%	0	0%	2	1%	1	1%	1	0%	0	0%	1	0%	0	0%
<a href="#">CLATSOP</a>	0	0%	0	0%	0	0%	0	0%	0	0%	0	0%	0	0%	0	0%	0	0%	0	0%
<a href="#">COLUMBIA</a>	0	0%	0	0%	0	0%	0	0%	0	0%	0	0%	0	0%	0	0%	0	0%	0	0%
<a href="#">COOS</a>	2	2%	0	0%	0	0%	0	0%	0	0%	0	0%	0	0%	0	0%	0	0%	0	0%
<a href="#">CROOK</a>	0	0%	0	0%	0	0%	0	0%	0	0%	0	0%	0	0%	0	0%	0	0%	0	0%
<a href="#">CURRY</a>	0	0%	0	0%	0	0%	0	0%	0	0%	0	0%	0	0%	0	0%	0	0%	0	0%
<a href="#">DESCHUTES</a>	0	0%	0	0%	1	1%	0	0%	1	1%	0	0%	0	0%	0	0%	0	0%	0	0%
<a href="#">DOUGLAS</a>	0	0%	0	0%	0	0%	0	0%	0	0%	0	0%	0	0%	0	0%	0	0%	0	0%
<a href="#">GILL/SHER/WHEE</a>	0	0%	0	0%	0	0%	0	0%	0	0%	0	0%	0	0%	0	0%	1	6%	0	0%
<a href="#">GRANT</a>	1	14%	0	0%	0	0%	0	0%	0	0%	0	0%	0	0%	0	0%	0	0%	0	0%
<a href="#">HARNEY</a>	0	0%	0	0%	0	0%	0	0%	0	0%	0	0%	0	0%	0	0%	0	0%	0	0%
<a href="#">HOOD RIVER</a>	0	0%	0	0%	0	0%	0	0%	0	0%	0	0%	0	0%	0	0%	0	0%	0	0%
<a href="#">JACKSON</a>	1	0%	1	2%	1	0%	0	0%	0	0%	0	0%	1	0%	0	0%	1	0%	0	0%
<a href="#">JEFFERSON</a>	1	2%	0	0%	0	0%	0	0%	0	0%	0	0%	0	0%	0	0%	0	0%	0	0%
<a href="#">JOSEPHINE</a>	0	0%	0	0%	0	0%	0	0%	0	0%	0	0%	0	0%	0	0%	0	0%	0	0%
<a href="#">KLAMATH/LAKE</a>	3	2%	3	5%	0	0%	0	0%	0	0%	0	0%	1	1%	1	2%	1	1%	1	2%
<a href="#">LANE</a>	0	0%	0	0%	0	0%	0	0%	0	0%	0	0%	0	0%	0	0%	1	0%	1	1%

When available above, click on this symbol for help.